


## Introductory sub-table (I)(a)

Name of the Company: Sword & Shield Pharma Limited				
Scrip Code, Name of the scrip, class of security: 531637, SWORDNSH, Equity				
Quarter ended: June 30 2015				
<b>Partly paid-up shares:-</b>		<b>No. of partly paid-up shares</b>	<b>As a % of total no. of partly paid-up shares</b>	<b>As a % of total no. of shares of the company</b>
Held by promoter/promoter group		0	0	0
Held by public		977366	100	18.98
<b>Total</b>		<b>977366</b>	<b>0</b>	<b>0</b>
<b>Outstanding convertible securities:- No. of outstanding securities</b>		<b>No. of outstanding securities</b>	<b>As a % of total no. of outstanding convertible securities</b>	<b>As a % of total no. of shares of the company, assuming full conversion of the convertible securities</b>
Held by promoter/promoter group		0	0	0
Held by public		0	0	0
<b>Total</b>		<b>0</b>	<b>0</b>	<b>0</b>
<b>Warrants:-</b>		<b>No. of warrants</b>	<b>As a % of total no. of warrants</b>	<b>As a % of total no. of shares of the company, assuming full conversion of warrants</b>
Held by promoter/promoter group		0	0	0
Held by public		0	0	0
<b>Total</b>		<b>0</b>	<b>0</b>	<b>0</b>
Total paid-up capital of the company, assuming full conversion of warrants and convertible securities		5150600		



*Amul*

**Statement Showing Shareholding Pattern**


Category code	Category of Shareholder	Number of Shareholders	Table (I)(a)		Total shareholding as a percentage of total number of shares		Shares Pledged or otherwise encumbered	
			Total number of shares	Number of shares held in dematerialized form	As a percentage of (A+B) <sup>1</sup>	As a percentage of (A+B+C)	Number of shares	As a percentage
			(IV)	(V)	(VI)	(VII)	(VIII)	(IX) = (VIII)/(IV)*100
(A)	Shareholding of Promoter and Promoter							
1	Indian							
(a)	Individuals/ Hindu Undivided Family							
		2	340000	217400	6.60	6.60	0	0.00
(b)	Central Government/ State Government(s)	0	0	0	0.00	0.00	0	0.00
(c)	Bodies Corporate	0	0	0	0.00	0.00	0	0.00
(d)	Financial Institutions/ Banks	0	0	0	0.00	0.00	0	0.00
(e)	Any Others(Specify)							
(e-i)	Directors	0	0	0	0.00	0.00	0	0.00
(e-ii)	Director's Relatives	0	0	0	0.00	0.00	0	0.00
	Sub Total(A)(I)	2	340000	217400	6.60	6.60	0	0.00
2	Foreign							
a	Individuals (Non-Residents/ Foreign Individuals)	0	0	0	0.00	0.00	0	0.00
b	Bodies Corporate	0	0	0	0.00	0.00	0	0.00

*Handwritten signature*



c	Institutions	0	0	0	0.00	0.00	0	0.00
d	Qualified Foreign Investor	0	0	0	0.00	0.00	0	0.00
e	Any Others(Specify)	0	0	0	0.00	0.00	0	0.00
	<b>Sub Total(A)(2)</b>	<b>0</b>	<b>0</b>	<b>0</b>	<b>0.00</b>	<b>0.00</b>	<b>0</b>	<b>#DIV/0!</b>
	<b>Total Shareholding of Promoter and</b>	<b>2</b>	<b>340000</b>	<b>217400</b>	<b>6.60</b>	<b>6.60</b>	<b>0</b>	<b>0.00</b>
<b>(B)</b>	<b>Public shareholding</b>							
<b>I</b>	<b>Institutions</b>							
(a)	Mutual Funds/ UTI	0	0	0	0.00	0.00	0	0.00
(b)	Financial Institutions / Banks	1	7400	7400	0.14	0.14	0	0.00
(c)	Central Government/ State Government(s)	0	0	0	0.00	0.00	0	0.00
(d)	Venture Capital Funds	0	0	0	0.00	0.00	0	0.00
(e)	Insurance Companies	0	0	0	0.00	0.00	0	0.00
(f)	Foreign Institutional Investors	0	0	0	0.00	0.00	0	0.00
(g)	Foreign Venture Capital Investors	0	0	0	0.00	0.00	0	0.00
(h)	Qualified Foreign Investor	0	0	0	0.00	0.00	0	0.00
(i)	Any Other (specify)	0	0	0	0.00	0.00	0	0.00
	<b>Sub-Total (B)(1)</b>	<b>1</b>	<b>7400</b>	<b>7400</b>	<b>0.14</b>	<b>0.14</b>	<b>0</b>	<b>0.00</b>
<b>B 2</b>	<b>Non-institutions</b>							
(a)	Bodies Corporate	40	493952	493952	9.59	9.59	0	0.00
(b)	Individuals							
<b>I</b>	Individuals -i. Individual shareholders holding nominal share capital up to Rs 1 lakh	1230	1784462	1055262	0.00	0.00	0	0.00
<b>II</b>	ii. Individual shareholders holding nominal share capital in excess of Rs 1 lakh	51	2465847	1177847	47.87	47.87	0	0.00
(c)	Qualified Foreign Investor	0	0	0	0.00	0.00	0	0.00
(d)	Any Other (specify)							

*Amey*



(d-i)	N.R.I. (Repat & Non-Repat.)	2	11000	11000	0.21	0.21	0	0.00
(d-ii)	Hindu Undivided Family	20	47939	47939	0.93	0.93	0	0.00
(d-iii)	Clearing Members	0	0	0	0.00	0.00	0	0.00
	Sub-Total (B)(2)	1343	4803200	2786000	93.26	93.26	0	0.00
(B)	Total Public Shareholding (B)= (B)(1)+(B)(2)	1344	4810600	2793400	93.40	93.40	0	0.00
	TOTAL (A)+(B)	1346	5150600	3010800	100.00	100.00	0	0.00
(C)	Shares held by Custodians and against which Depository Receipts have been issued							
1	Promoter and Promoter Group	0	0	0	0	0.00	0	0.00
2	Public	0	0	0	0	0.00	0	0
	Sub-Total (C)	0	0	0	0	0	0	0
	GRAND TOTAL (A)+(B)+(C)	1346	5150600	3010800	100	100.00	0	0.00

*Amr*



Sr.No	Notes
1	
2	
3	
4	
5	
6	
7	
8	
9	


*Handwritten signature*



(1)(b) Statement showing holding of securities (including shares, warrants, convertible securities) of persons belonging to the category "Promoter and Promoter Group"

Sr. No.	Name of the shareholder	Details of Shares held		Encumbered shares (*)			Details of warrants		Details of convertible securities		Total shares (including underlying shares assuming full conversion of warrants and convertible securities) as a % of diluted share capital
		Number of shares held	As a % of grand total (A)+(B)+(C)	No.	As a percentage	As a % of grand total (A)+(B)+(C) of sub-clause (I)(a)	Number of warrants held	As a % total number of warrants of the same class	Number of convertible securities held	As a % total number of convertible securities of the same class	
(I)	(II)	(III)	(IV)	(V)	$VI=(V)/(III)*100$	(VII)	(VIII)	(IX)	(X)	(XI)	(XII)
1	Pravinbhai Patel	229400	4.45	0	0.00	0.00	0.00	0.00	0.00	0.00	4.45
2	Jyotsnaben Patel	110600	2.15	0	0.00	0.00	0.00	0.00	0.00	0.00	2.15
TOTAL		340000	6.60	0	0.00	0.00	0	0	0.00	0	6.60


(\*) The term "encumbrance" has the same meaning assigned to it in regulation 28(3) of the SAST Regulations, 2011



(I)(c)(i) Statement showing holding of securities (including shares, warrants, convertible securities) of persons belonging to the category "Public" and holding more than 1% of the total number of shares

Sr. No.	Name of the shareholder	Number of shares held	Shares as a percentage of total number of shares {i.e., Grand Total (A)+(B)+(C) indicated in Statement at para (I)(a) above}	Details of warrants		Details of convertible securities		Total shares (including underlying shares assuming full conversion of warrants and convertible securities) as a % of diluted share capital
				Number of warrants held	As a % of total number of warrants of the same class	Number of convertible securities held	% w.r.t total number of convertible securities of the same class	
1	KAMLESH JAIN	270007	5.24	0	0	0	0	5.24
2	PROBI FINCAP PVT LTD	200000	3.88	0	0	0	0	2.43
3	RAMESHBHAI PATEL	198000	3.84	0	0	0	0	3.84
4	KANUBHAI PATEL	198000	3.84	0	0	0	0	3.84
5	JAYANTILAL PATEL	198000	3.84	0	0	0	0	3.84
6	Atmarambhai Patel	198000	3.84	0	0	0	0	3.84
7	RAMESHBHAI PATEL	196000	3.81	0	0	0	0	3.81
8	AKHANI JAGDISHKUMAR AMRUTLAL	149300	2.90	0	0	0	0	2.90
9	HIM INCAP PVT LTD	115800	2.25	0	0	0	0	2.25
10	BHANUPRASAD PATEL	89000	1.73	0	0	0	0	1.73
11	KALPESH J. THAKKAR	60088	1.17	0	0	0	0	1.17
12	UMAKANT SULTANIA	57055	1.11	0	0	0	0	1.11
13	JYOTI JAIN	52969	1.03	0	0	0	0	1.03
TOTAL		1982219	38.49	0	0	0	0	11.52

*Amul*



(I)(c)(ii) Statement showing holding of securities (including shares, warrants, convertible securities) of persons (together with PAC) belonging to the category "Public" and holding more than 5% of the total number of shares of the company

Sr. No.	Name(s) of the shareholder(s) and the Persons Acting in Concert (PAC) with them	Number of shares	Shares as a percentage of total number of shares {i.e., Grand Total (A)+(B)+(C) indicated in Statement at para (I)(a) above}	Details of warrants		Details of convertible securities		Total shares (including underlying shares assuming full conversion of warrants and convertible securities) as a % of diluted share capital
				Number of warrants	As a % total number of warrants of the same class	Number of convertible securities held	% w.r.t total number of convertible securities of the same class	
1	KAMLESH JAIN	270007	5.24	0	0	0	0	5.24
<b>TOTAL</b>		270007	5.24	0	0	0	0	5.24

*(Signature)*






(I)(d) Statement showing details of locked-in shares

Sr. No.	Name of the shareholder	Number of locked-in shares	Locked-in shares as a percentage of total number of shares {i.e., Grand Total (A)+(B)+(C) indicated in Statement at para (I)(a) above}
1	NIL	0	0.00
<b>TOTAL</b>		<b>0</b>	<b>0.00</b>

*Amr*



(II)(a) Statement showing details of Depository Receipts (DRs)

Sr. No.	Type of outstanding DR (ADRs, GDRs, SDRs, etc.)	Number of outstanding DRs	Number of shares underlying outstanding DRs	Shares underlying outstanding DRs as a percentage of total number of shares {i.e., Grand Total (A)+(B)+(C) indicated in Statement at para (I)(a) above}
1	NIL	0	0	0.00
<b>TOTAL</b>		<b>0</b>	<b>0</b>	<b>0.00</b>

*Carved*



(II)(b) Statement showing holding of Depository Receipts (DRs), where underlying shares held by "promoter/promoter group" are in excess of 1% of the total number of shares

Sr. No.	Name of the DR Holder	Type of outstanding DR (ADRs, GDRs, SDRs, etc.)	Number of shares underlying outstanding DRs	Shares underlying outstanding DRs as a percentage of total number of shares {i.e., Grand Total (A)+(B)+(C) indicated in Statement at para (I)(a) above}
1	NIL	0	0	0.00
TOTAL			0	0.00

*Amul*

